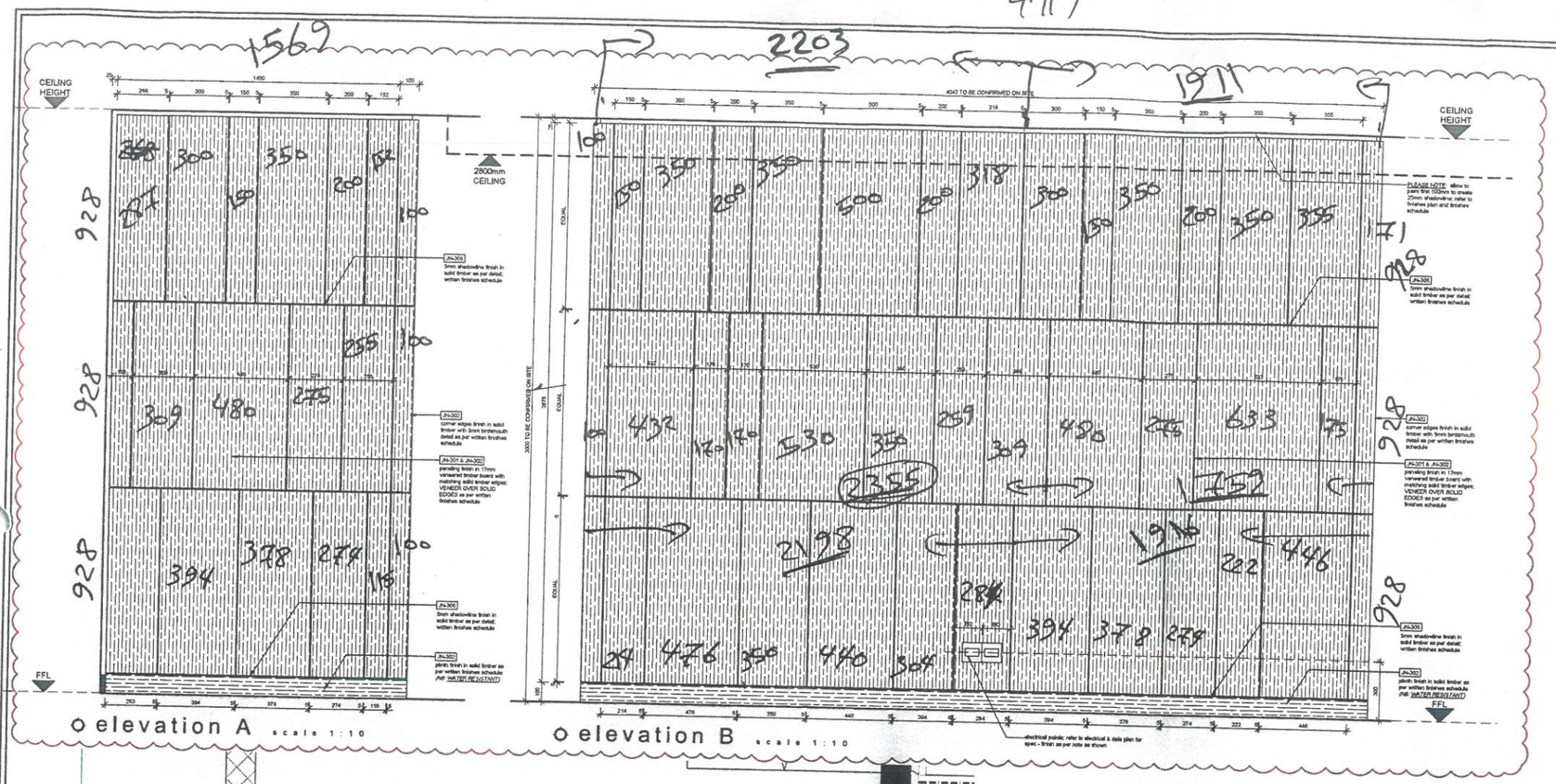

elevation A scale 1:10

elevation B scale 1:10

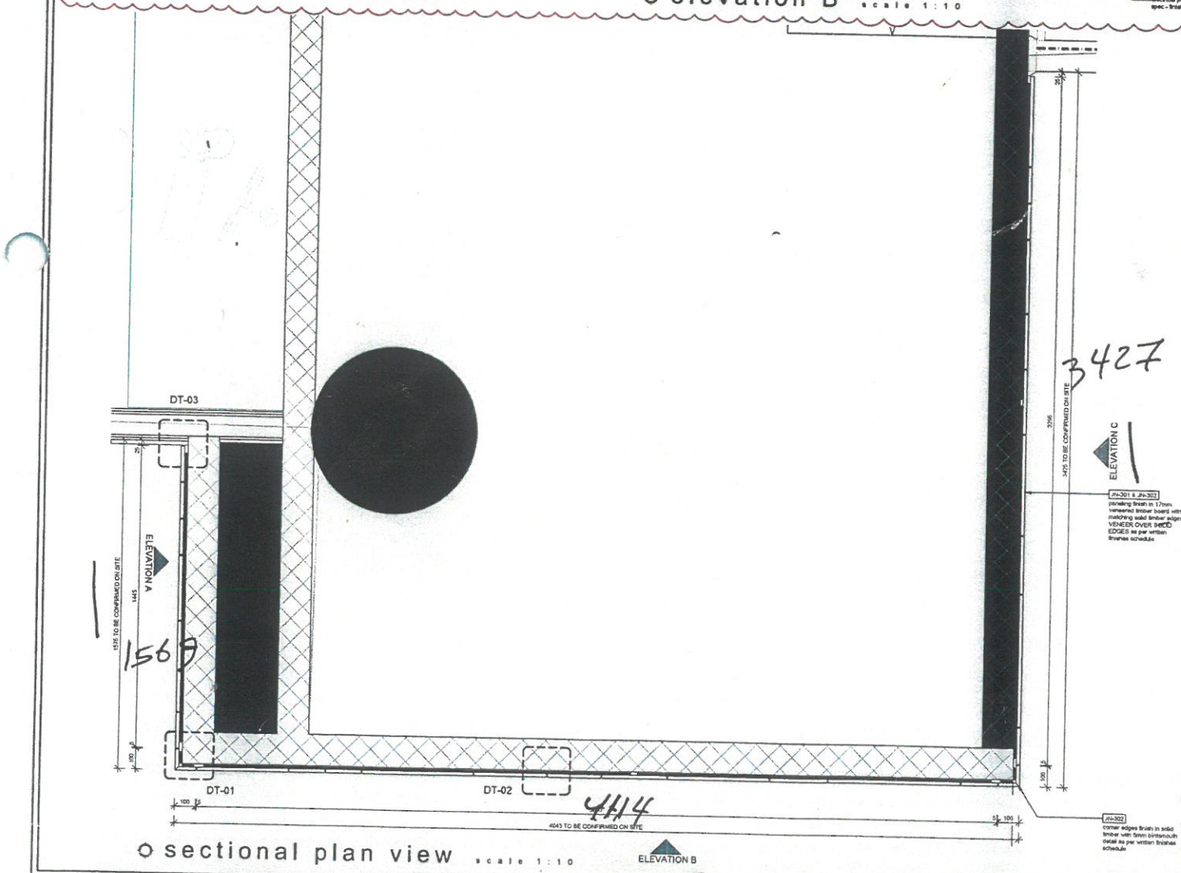

sectional plan view scale 1:10

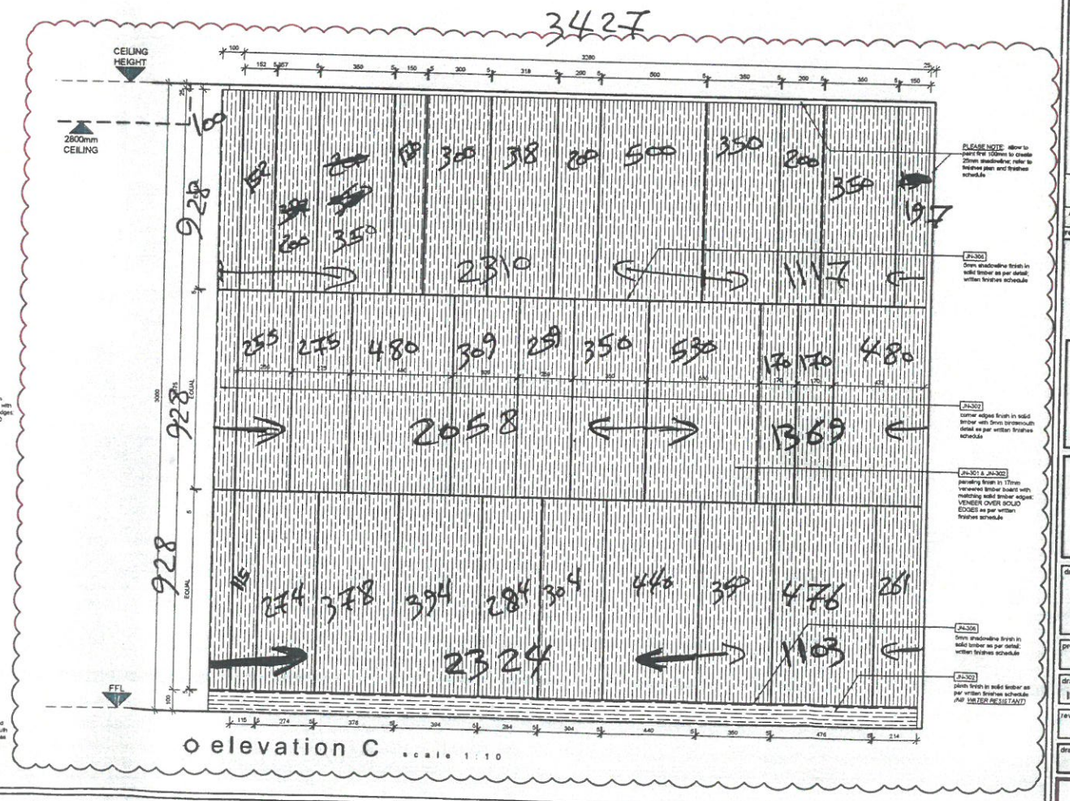

elevation C scale 1:10

GENERAL NOTE:

1. MANUFACTURER TO SUBMIT SHOP DRAWING FOR APPROVAL.
2. ALL MATERIALS TO BE USED ACCORDINGLY TO MANUFACTURER'S SPECIFICATION.
3. NOTE ALL FINISHES ARE TO BE AS PER APPROVED SAMPLE.
4. ALL JOINERY TO RECEIVE FINAL FINISH PRIOR TO INSTALLATION OF HINGES, RUNNERS & OTHER IRONMONGERY.
5. TRANSPARENT SILICONE PADS (TO APPROVED SAMPLE) TO ALL DOORS & DRAWERS - TO BE CONFIRMED.
6. OPERATOR TO CONFIRM FINAL SIZE OF EQUIPMENTS SPEC.
7. JOINER TO COORDINATE ALL EQUIPMENT PRIOR TO MANUFACTURING.
8. THIS DRAWING INDICATES THE DESIGN INTENT ONLY. **MANUFACTURER TO ENSURE STRUCTURAL INTEGRITY OF ALL ELEMENTS**
9. **ALL DIMENSIONS TO BE CHECKED ON SITE PRIOR TO MANUFACTURE.**
10. ANY MAJOR DISCREPANCIES NEEDS TO BE CONFIRMED WITH THE INTERIOR DESIGNER.

ALL DRAWINGS TO BE READ IN-CONJUNCTION DRAWING PACKAGE CONSISTS OF:

ALL PUBLIC AREA PACKAGES:

- THIS DRAWING TO BE READ IN CONJUNCTION WITH GA PLANS - SERIES 1000 DRAWING AND JOINERY DRAWINGS FOR HANDING OR MIRROR OF JOINERY

SCHEDULES:

- PUBLIC FINISHES SCHEDULE *IKJSH-SCH-16200*
- FF&E SPEC SHEET SCH. (GROUND) *IKJSH-SCH-16907-09*
- FF&E SPEC SHEET SCH. (MEZZANINE) *IKJSH-SCH-16910-11*

PREAMBLES:

- PREAMBLES - COMBINED *SIBA-PR-001*

TO BE READ IN CONJUNCTION WITH:
IKJSH-JN-8204.2

PLEASE NOTE:

- **ALL VISIBLE PLUG POINTS TO BE LEGRAND ARTEOR, COLOUR PEARL.**
- joiner and electrical engineer to coordinate plugs within joinery

Note: All the drawings indicate design intent only

as approved by Architects

- Copyright and right of reproduction of this drawing and/or portion thereof is reserved by Source.

- Contractors and subcontractors to verify all levels, heights and dimensions on site, and to check same against the drawings, before putting any work in hand.
- Quality of all materials and workmanship to comply with the relevant SABS and SEO specifications.
- The contractor is responsible for correct setting out on the specified works.
- Contractors are to ensure that all details shown on this drawing are in complete compliance with local authority bye-laws and regulations.
- Contractors are to locate and identify existing services on site, and are to protect these from damages throughout the duration of work.
- Contractors shall be responsible for ensuring the structural stability of all components of their work and ascertain that the main structure is capable of supporting all loads applied thereto.
- Contractors are to ensure that their work on site during construction is adequately protected at all times, and the responsibility for any damages incurred lies with the contractor until final hand over. Contractors and subcontractors are to ensure that all components, glazing panels and shopfitted items fit through all doorways, stairwells and lifts.
- Please do not scale off this drawing. Figured dimensions are to be used at all times.
- Any queries or variations arising from any of the above, must be reported to Source for clarification, prior to the commencement of any works.
- This drawing is to be read in conjuction with Source IBA preamble documentation SIBA-PR-001. (Please request document if not provided)

REVISIONS

rev	date	name	description
0	2022 0610	JN	ISSUED FOR CONSTRUCTION - Updated as per comments
A	2021 0709	JN	ISSUED FOR TENDER

HYATT REGENCY

SOURCE. INTERIOR BRAND ARCHITECTURE

CPT +27 21 461 8024
JHB +27 11 246 5724
www.sourceiba.co.za

HYATT REGENCY IKEJA

drawing description: Mezzanine Floor SPA Timber Wall Paneling SHEET 1

project number	drawn by
S-98-18	JN
drawing number: IKJSH-JN-8204.1	scale: A0 @ 1:10
revision: 0	date: 2021-06-03

drawing approval: -

CONSTRUCTION

GENERAL NOTE:

1. MANUFACTURER TO SUBMIT SHOP DRAWING FOR APPROVAL.
2. ALL MATERIALS TO BE USED ACCORDINGLY TO MANUFACTURER'S SPECIFICATION.
3. NOTE ALL FINISHES ARE TO BE AS PER APPROVED SAMPLE.
4. ALL JOINERY TO RECEIVE FINAL FINISH PRIOR TO INSTALLATION OF HINGES, RUNNERS & OTHER IRONMONGERY.
5. TRANSPARENT SILICONE PADS (TO APPROVED SAMPLE) TO ALL DOORS & DRAWERS - TO BE CONFIRMED.
6. OPERATOR TO CONFIRM FINAL SIZE OF EQUIPMENTS SPEC.
7. JOINER TO COORDINATE ALL EQUIPMENT PRIOR TO MANUFACTURING.
8. THIS DRAWING INDICATES THE DESIGN INTENT ONLY. **MANUFACTURER TO ENSURE STRUCTURAL INTEGRITY OF ALL ELEMENTS**
9. **ALL DIMENSIONS TO BE CHECKED ON SITE PRIOR TO MANUFACTURE.**
10. ANY MAJOR DISCREPANCIES NEEDS TO BE CONFIRMED WITH THE INTERIOR DESIGNER.

ALL DRAWINGS TO BE READ IN-CONJUNCTION
DRAWING PACKAGE CONSISTS OF:

ALL PUBLIC AREA PACKAGES:
- THIS DRAWING TO BE READ IN CONJUNCTION WITH GA PLANS - SERIES 1000 DRAWING AND JOINERY DRAWINGS FOR HANDING OR MIRROR OF JOINERY

SCHEDULES:
- PUBLIC FINISHES SCHEDULE *IKJSH-SCH-16200*
- FF&E SPEC SHEET SCH. (GROUND) *IKJSH-SCH-16907-09*
- FF&E SPEC SHEET SCH. (MEZZANINE) *IKJSH-SCH-16910-11*

PREAMBLES:
- PREAMBLES - COMBINED *SIBA-PR-001*

- Copyright and right of reproduction of this drawing and/or portion thereof is reserved by Source IBA.

- Contractors and subcontractors to verify all levels, heights and dimensions on site, and to check same against the drawings, before putting any work in hand.
- Quality of all materials and workmanship to comply with the relevant SABS and BSS specifications.
- The contractor is responsible for correct setting out on the specified works.
- Contractors are to ensure that all details shown on this drawing are in complete compliance with local authority by-laws and regulations.
- Contractors are to locate and identify existing services on site, and are to protect these from damage throughout the duration of work.
- Contractors shall be responsible for ensuring the structural stability of all components of their work and ensuring that the main structure is capable of supporting all loads applied thereto.
- Contractors are to ensure that their work on site during construction is adequately protected at all times, and the responsibility for any damages insured lies with the contractor until final hand over. Contractors and subcontractors are to ensure that all components, glazing panels and shopfitted items fit through all doorways, stairwells and lifts.
- Please do not scale off this drawing. Figured dimensions are to be used at all times.
- Any queries or variations arising from any of the above, must be reported to Source IBA for clarification, prior to the commencement of any works.
- This drawing is to be read in conjuction with Source IBA preamble documentation SIBA-PR-001. (Please request document if not provided).

REVISIONS

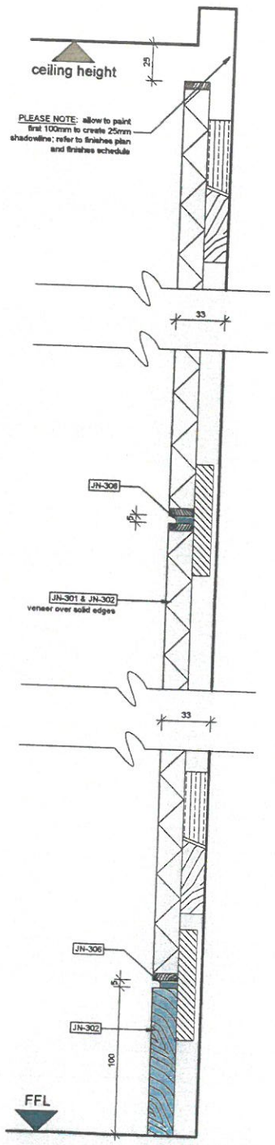

typical section
scale 1:2

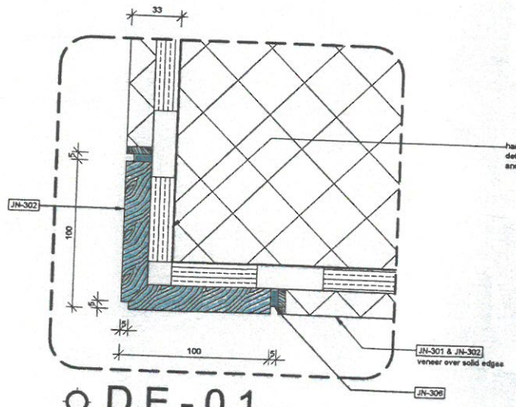

DE-01 scale 1:2

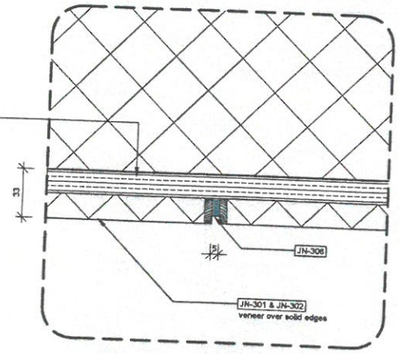

DE-02 scale 1:2

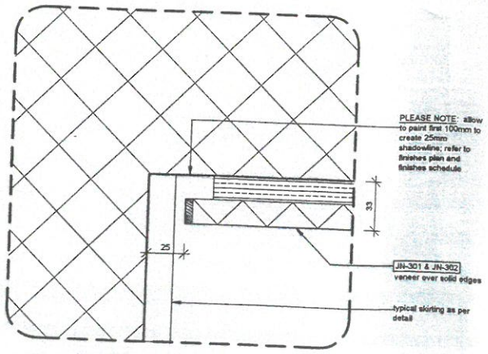

DE-03 scale 1:2

TO BE READ IN CONJUNCTION WITH:
IKJSH-JN-8204.1

PLEASE NOTE:
- **ALL VISIBLE PLUG POINTS TO BE LEGRAND ARTEOR, COLOUR PEARL.**
- joiner and electrical engineer to coordinate plugs within joinery

Note: All the drawings indicate design intent only

as approved by Architects

rev	date	name	description
0	2022 0610	JN	ISSUED FOR CONSTRUCTION - Updated as per comments
A	2021 0709	JN	ISSUED FOR TENDER

HYATT REGENCY

SOURCE. INTERIOR BRAND ARCHITECTURE
CPT +27 21 461 8858
JHB +27 11 268 5764
www.sourceiba.co.za

HYATT REGENCY IKEJA

drawing description: Mezzanine Floor Spa Timber Wall Paneling SHEET 2

project number	drawn by
S-98-18	JN
drawing number: IKJSH-JN-8204.2	scale: A1 @ 1:2
revision: 0	date: 2021-06-03

drawing approval: -

CONSTRUCTION

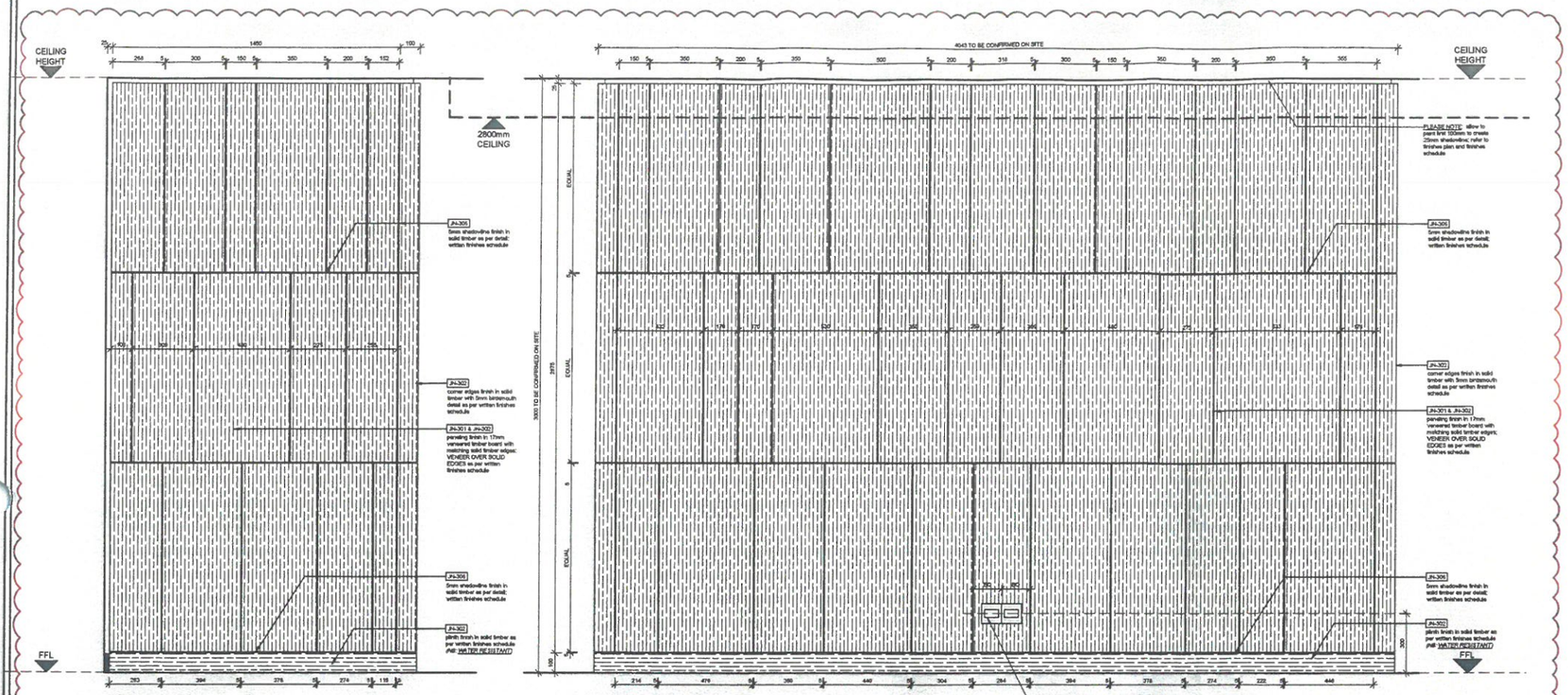

elevation A scale 1:10

elevation B scale 1:10

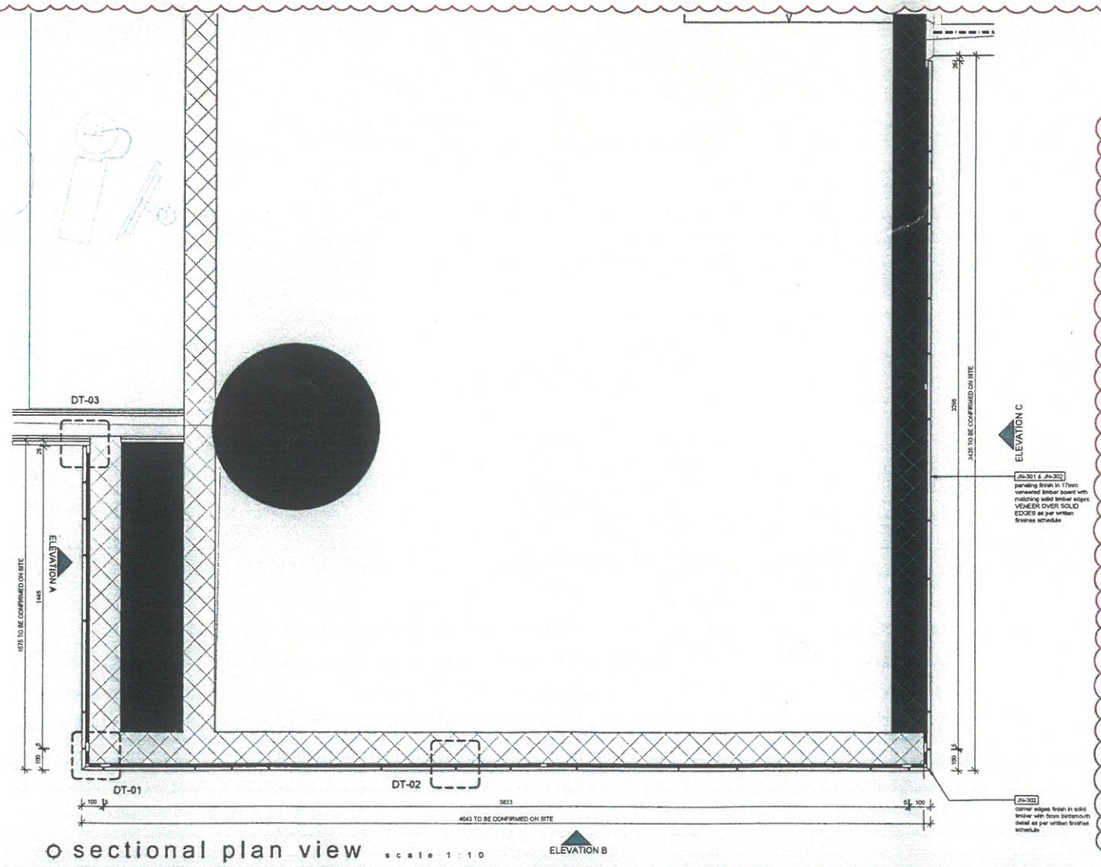

sectional plan view scale 1:10

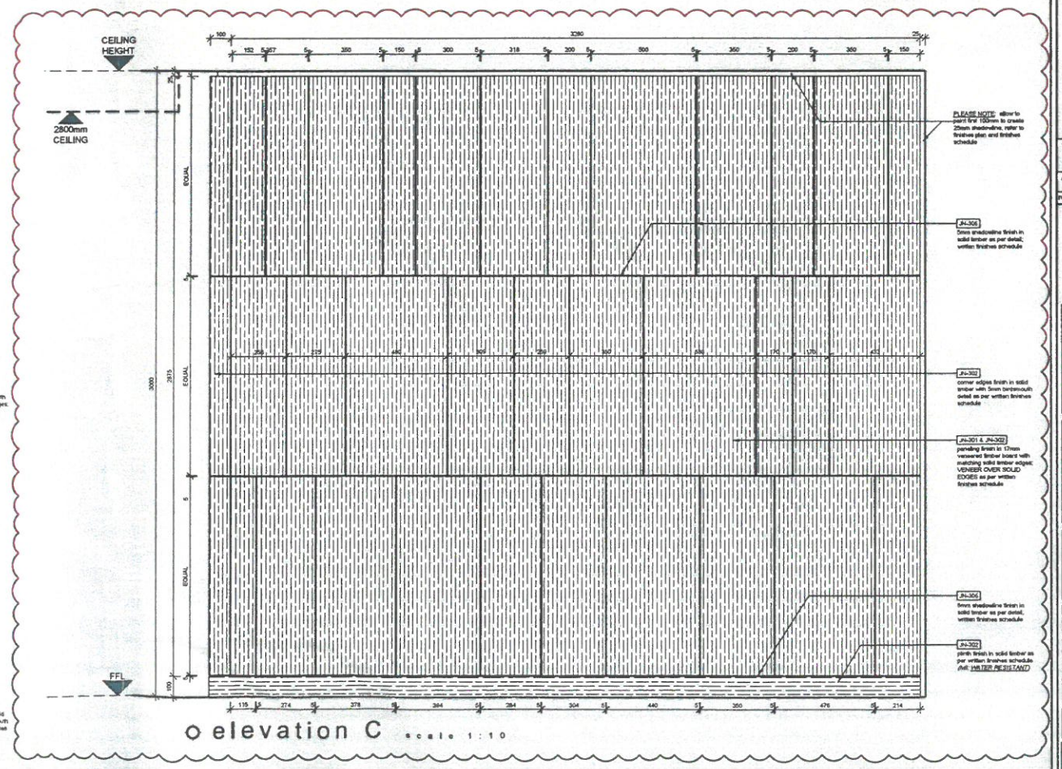

elevation C scale 1:10

GENERAL NOTE:

1. MANUFACTURER TO SUBMIT SHOP DRAWING FOR APPROVAL.
2. ALL MATERIALS TO BE USED ACCORDINGLY TO MANUFACTURER'S SPECIFICATION.
3. NOTE ALL FINISHES ARE TO BE AS PER APPROVED SAMPLE.
4. ALL JOINERY TO RECEIVE FINAL FINISH PRIOR TO INSTALLATION OF HINGES, RUNNERS & OTHER IRONMONGERY.
5. TRANSPARENT SILICONE PADS (TO APPROVED SAMPLE) TO ALL DOORS & DRAWERS - TO BE CONFIRMED.
6. OPERATOR TO CONFIRM FINAL SIZE OF EQUIPMENTS SPEC.
7. JOINER TO COORDINATE ALL EQUIPMENT PRIOR TO MANUFACTURING.
8. THIS DRAWING INDICATES THE DESIGN INTENT ONLY. **MANUFACTURER TO ENSURE STRUCTURAL INTEGRITY OF ALL ELEMENTS**
9. **ALL DIMENSIONS TO BE CHECKED ON SITE PRIOR TO MANUFACTURE.**
10. ANY MAJOR DISCREPANCIES NEEDS TO BE CONFIRMED WITH THE INTERIOR DESIGNER.

ALL DRAWINGS TO BE READ IN-CONJUNCTION
DRAWING PACKAGE CONSISTS OF:

ALL PUBLIC AREA PACKAGES:

- THIS DRAWING TO BE READ IN CONJUNCTION WITH GA PLANS - SERIES 1000 DRAWING AND JOINERY DRAWINGS FOR HANDING OR MIRROR OF JOINERY

SCHEDULES:

- PUBLIC FINISHES SCHEDULE — ***IKJSH-SCH-16200***
- FF&E SPEC SHEET SCH. (GROUND) — ***IKJSH-SCH-16907-09***
- FF&E SPEC SHEET SCH. (MEZZANINE) — ***IKJSH-SCH-16910-11***

PREAMBLES:

- PREAMBLES - COMBINED — ***SIBA-PR-001***

TO BE READ IN CONJUNCTION WITH:
IKJSH-JN-8204.2

PLEASE NOTE:

- **ALL VISIBLE PLUG POINTS TO BE LEGRAND ARTEOR, COLOUR PEARL.**
- joiner and electrical engineer to coordinate plugs within joinery

Note: All the drawings indicate design intent only

as approved by Architects

- Copyright and right of reproduction of the drawing and/or portion thereof is reserved by Source.

- Contractors and subcontractors to verify all levels, heights and dimensions on site, and to check same against the drawings, before putting any work in hand.
- Quality of all materials and workmanship to comply with the relevant SABS and BSS specifications.
- The contractor is responsible for correct setting out on the specified works.
- Contractors are to ensure that all details shown on this drawing are in complete compliance with local authority by-laws and regulations.
- Contractors are to locate and identify existing services on site, and are to protect these from damage throughout the duration of work.
- Contractors shall be responsible for ensuring the structural stability of all components of their work and ascertain that the main structure is capable of supporting all loads applied thereto.
- Contractors are to ensure that their work on site during construction is adequately protected at all times, and the responsibility for any damages incurred lies with the contractor until final hand over. Contractors and subcontractors are to ensure that all components, glazing panels and shopfitted items fit through all doorways, stairwells and lifts.
- Please do not scale off this drawing. Figured dimensions are to be used at all times.
- Any queries or variations arising from any of the above, must be reported to Source for clarification, prior to the commencement of any works.
- This drawing is to be read in conjuction with Source IBA preamble documentation SIBA-PR-001. (Please request document if not provided)

REVISIONS

rev	date	name	description
D	2022 0610	JN	ISSUED FOR CONSTRUCTION - Updated as per comments
A	2021 0709	JN	ISSUED FOR TENDER

SOURCE.
INTERIOR BRAND ARCHITECTURE
CPT +27 21 461 9936
JHB +27 11 248 5764
www.source.co.za
directors: jenny dewalt, andrew mcintyre, hardie theyl
associates: felicia bacon, melissa de jongh, elizabeth lalji, samantha lowry

HYATT REGENCY IKEJA

drawing description: Mezzanine Floor SPA Timber Wall Paneling SHEET 1

project number: S-98-18	drawn by: JN
drawing number: IKJSH-JN-8204.1	scale: A0 @ 1:10
revision: 0	date: 2021-06-03
drawing approval:	

CONSTRUCTION